

Signify Classified - Internal
Cooper Lighting Solutions Photometric Lab
1121 Highway 74 South
Peachtree City, GA 30269



Scaled data based on original data using
LM-79-08 Approved Method: Electrical and Photometric Measurements of Solid-
State Lighting Products

Test Report Prepared for
Cooper Lighting Solutions
(formerly Eaton)

Brand: STREETWORKS

Report Number: P870483

Luminaire Tested: **MEM2-HSN-SA-60-830-U-T4W-HSS**

Issue Date: 09/05/2024



Test Information

Test Method: LM-79-08
Report Number: P870483
Test Lab: INNOVATION CENTER(G3)
Issue Date: 09/05/2024
Manufacturer: COOPER LIGHTING SOLUTIONS (FORMERLY EATON)
Product Line: STREETWORKS
Catalog Number: MEM2-HSN-SA-60-830-U-T4W-HSS
Description: EPIC MODERN SHORT HOUSING DISCRETE LED ARRAYS 60W 80CRI 3000K
FIXTURE w/ TYPE IV WIDE DISTRIBUTION OPTIC AND HOUSE SIDE SHIELD
Light Source: (20) 3000K CCT, 80 CRI LEDS
Ballast/Driver: ELECTRONIC DRIVER

Summary

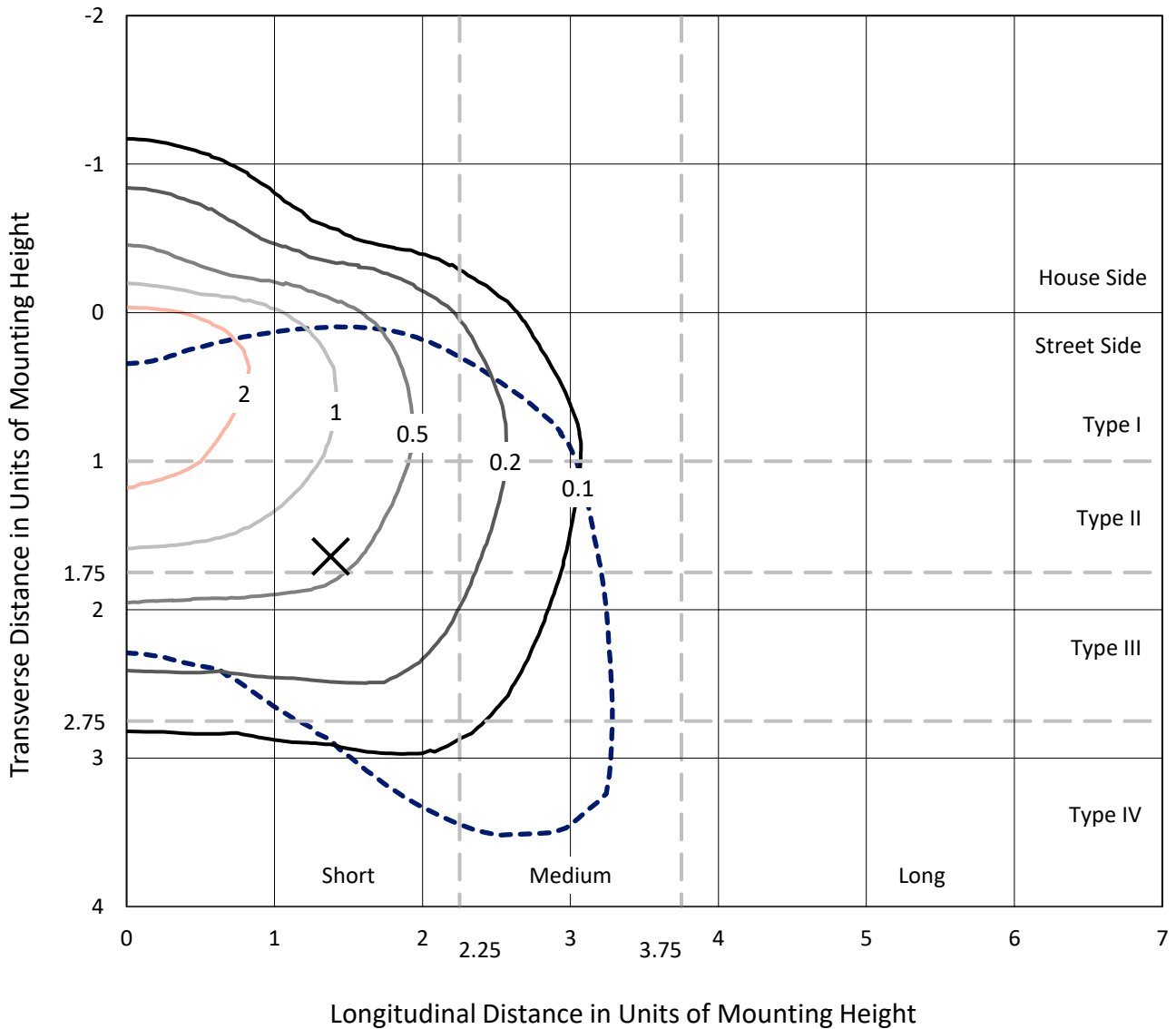
Lumens per Lamp: N/A
Luminaire Lumens: 5771.3 lumens
Efficiency: N/A
Efficacy: 94.6 lumens/watt
Luminous Opening: Rectangular (W 0.67' x L: 0.33' x H: 0')
IES Classification: Type IV - Short
BUG Rating: B1 - U0 - G2

Input Watts (W): 61
Input Voltage (V): 120
Input Current (A_{in}): NR
Voltage Rise (V): NR
Power Factor: 0.99
Total Harmonic Distortion (THDi): 9.89%
Frequency (hertz): 60
Stabilization Time: NR
Operation Time: NR
Ambient Temperature (°C): NR
Test Distance: 24 FT

REPORT NUMBER: P870483
 CATALOG NUMBER: MEM2-HSN-SA-60-830-U-T4W-HSS

Iso-Footcandle Lines of Horizontal Illumination

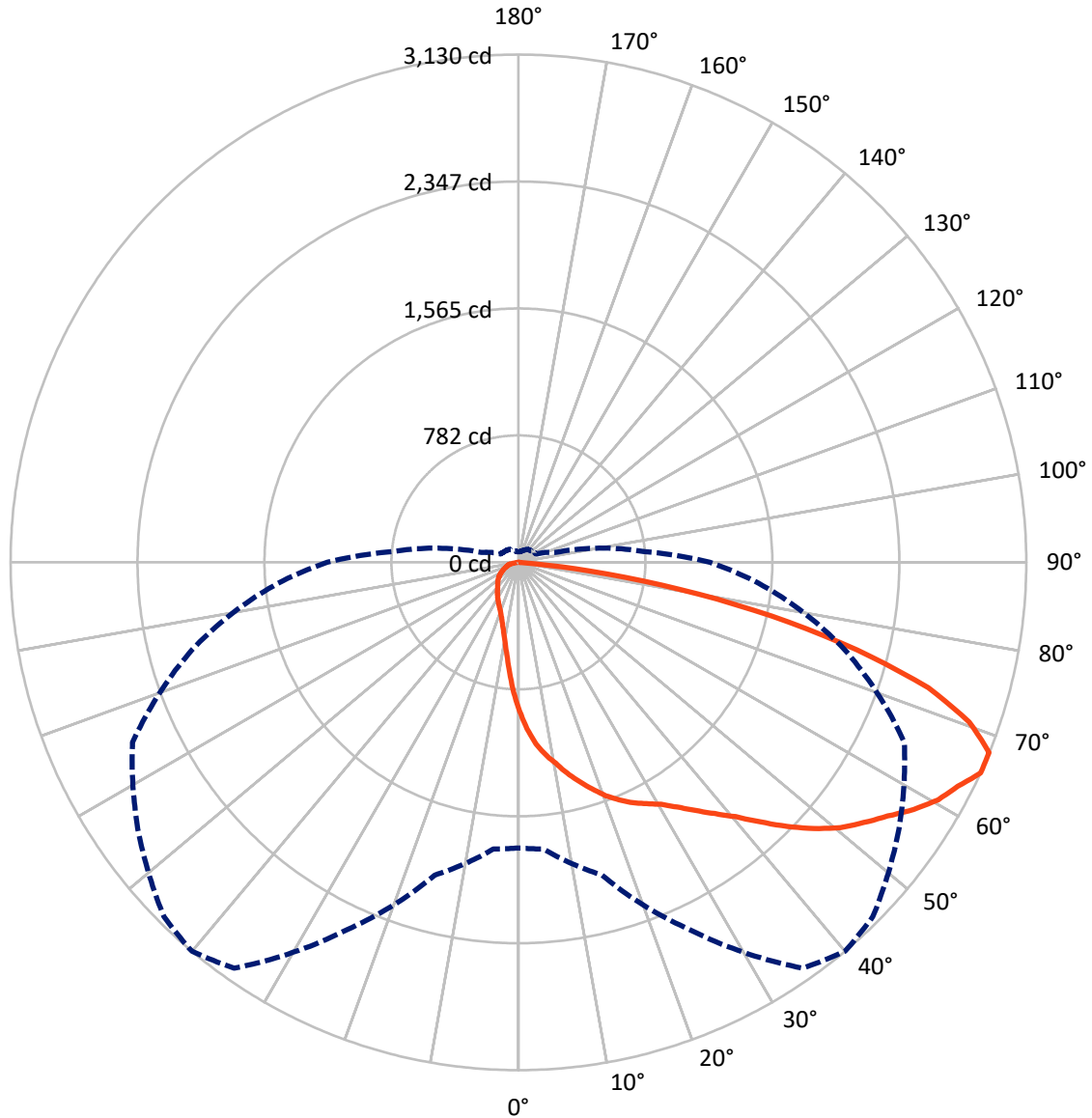
✕ Max cd
 - - - 1/2 Max cd



Based on 20 foot mounting height. Maximum calculated value = 3.3 fc
 Type IV - Short - N/A

REPORT NUMBER: P870483
CATALOG NUMBER: MEM2-HSN-SA-60-830-U-T4W-HSS

Luminous Intensity Polar Plot



— Vertical Plane Through 40-Deg Lateral - - - Horizontal Cone Through 65-Deg Vertical

REPORT NUMBER: P870483

CATALOG NUMBER: MEM2-HSN-SA-60-830-U-T4W-HSS

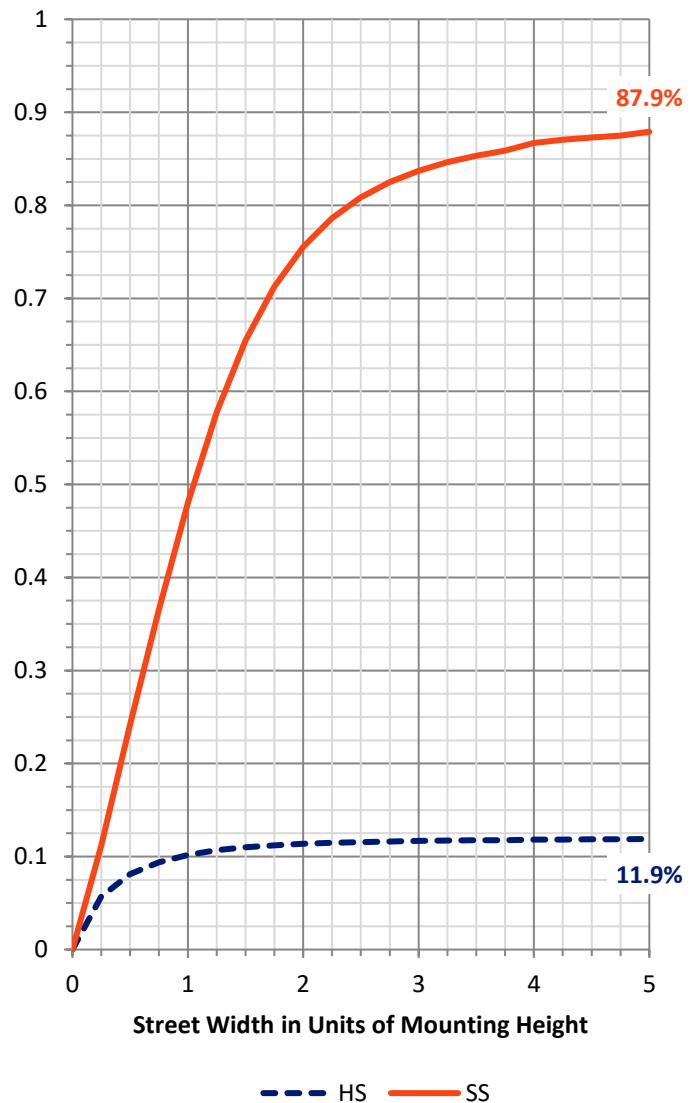
FLUX DISTRIBUTION:

		Downward	Upward	Total
House Side	Lumens	691.0	0.0	691.0
	% Fixture	12.0	0.0	12.0
Street Side	Lumens	5080.3	0.0	5080.3
	% Fixture	88.0	0.0	88.0
Total	Lumens	5771.3	0.0	5771.3
	% Fixture	100.0	0.0	100.0

Coefficient of Utilization

ZONAL LUMENS:

Zone	Lumens	% Fixture
0°-10°	85.9	1.5
10°-20°	258.2	4.5
20°-30°	444.2	7.7
30°-40°	671.5	11.6
40°-50°	981.8	17.0
50°-60°	1254.0	21.7
60°-70°	1251.5	21.7
70°-80°	733.9	12.7
80°-90°	90.4	1.6
90°-100°	0.0	0.0
100°-110°	0.0	0.0
110°-120°	0.0	0.0
120°-130°	0.0	0.0
130°-140°	0.0	0.0
140°-150°	0.0	0.0
150°-160°	0.0	0.0
160°-170°	0.0	0.0
170°-180°	0.0	0.0
0°-90°	5771.3	100.0
0°-180°	5771.3	100.0



REPORT NUMBER: P870483

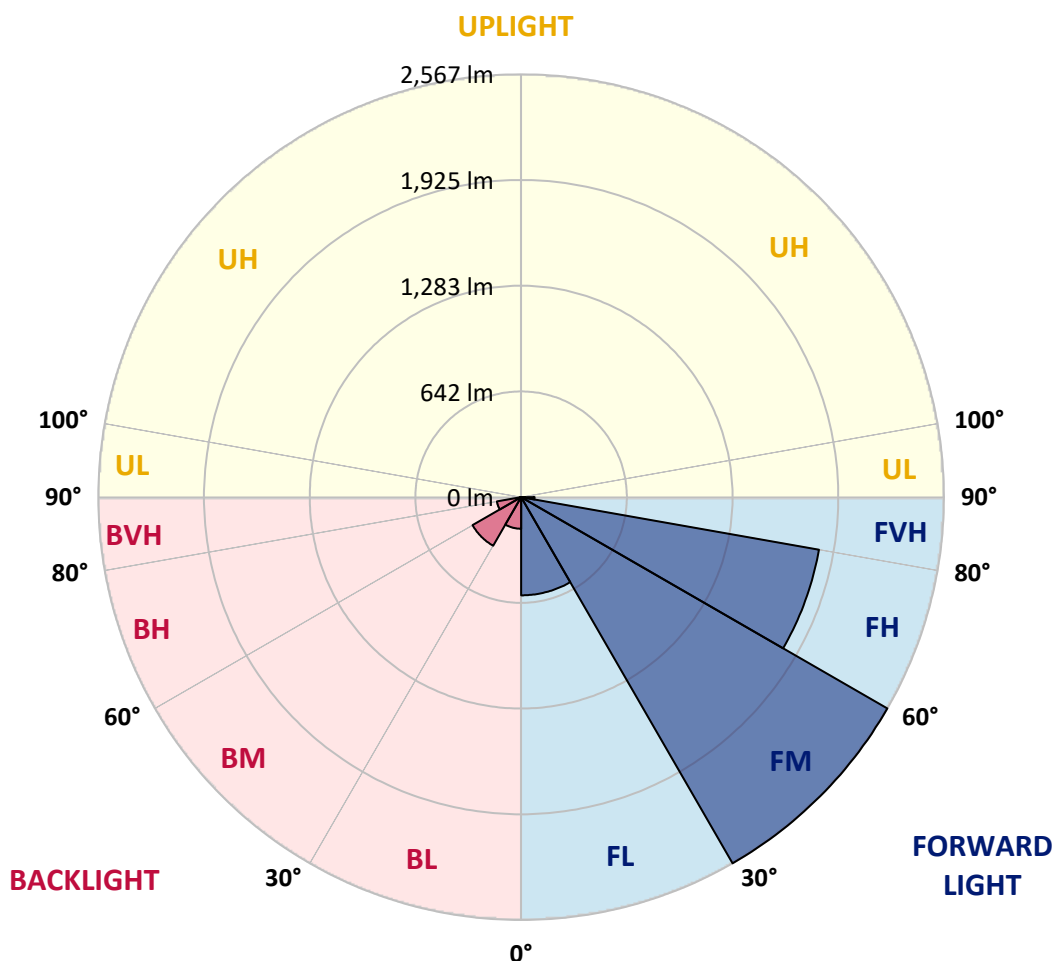
CATALOG NUMBER: MEM2-HSN-SA-60-830-U-T4W-HSS

LUMINAIRE CLASSIFICATION SYSTEM LUMEN TABLE AND BUG RATING:

Zone	Lumens	% Fixture	Zone Rating/Lumen Limit		
			B	U	G
FL (0°-30°)	596.1	10.3			
FM (30°-60°)	2566.8	44.5			
FH (60°-80°)	1835.8	31.8			G2/5000
FVH (80°-90°)	81.7	1.4			G1/100
BL (0°-30°)	192.2	3.3	B1/500		
BM (30°-60°)	340.5	5.9	B1/1000		
BH (60°-80°)	149.6	2.6	B1/500		G1/500
BVH (80°-90°)	8.7	0.2			G0/10
UL (90°-100°)	0.0	0.0		U0/0	
UH (100°-180°)	0.0	0.0		U0/0	

BUG Rating: B1-U0-G2

Type IV Short





REPORT NUMBER: P870483

CATALOG NUMBER: MEM2-HSN-SA-60-830-U-T4W-HSS

CANDELA DISTRIBUTION (FULL):

	0°	5°	15°	25°	35°	40°	45°	55°	65°	75°	85°
0°	917.4	917.4	917.4	917.4	917.4	917.4	917.4	917.4	917.4	917.4	917.4
2.5°	1070.3	1065.4	1055.7	1047.5	1036.1	1026.4	1016.6	998.7	975.9	956.4	932.0
5°	1176.0	1167.9	1161.4	1151.6	1132.1	1124.0	1117.5	1080.0	1041.0	1000.3	946.7
7.5°	1250.8	1257.3	1244.3	1229.7	1205.3	1195.5	1185.8	1148.4	1099.6	1041.0	964.6
10°	1337.0	1338.7	1322.4	1304.5	1278.5	1259.0	1246.0	1200.4	1146.7	1081.7	984.1
12.5°	1420.0	1420.0	1410.2	1384.2	1350.1	1332.2	1309.4	1257.3	1192.3	1115.8	1006.9
15°	1486.7	1489.9	1481.8	1462.3	1424.9	1400.5	1377.7	1317.5	1234.6	1154.9	1024.7
17.5°	1546.9	1545.3	1540.4	1522.5	1486.7	1467.2	1444.4	1377.7	1283.4	1185.8	1052.4
20°	1587.5	1587.5	1585.9	1576.2	1550.1	1535.5	1507.8	1437.9	1337.0	1231.3	1081.7
22.5°	1618.4	1616.8	1616.8	1618.4	1603.8	1589.2	1577.8	1507.8	1392.4	1270.4	1111.0
25°	1644.5	1642.8	1647.7	1651.0	1644.5	1641.2	1628.2	1574.5	1460.7	1315.9	1140.2
27.5°	1678.6	1683.5	1681.9	1681.9	1680.3	1683.5	1681.9	1636.3	1527.4	1364.7	1171.1
30°	1732.3	1740.4	1735.6	1729.1	1729.1	1730.7	1738.8	1709.5	1605.4	1424.9	1205.3
32.5°	1857.6	1849.4	1815.3	1792.5	1795.7	1797.4	1805.5	1789.2	1683.5	1493.2	1241.1
35°	2000.7	1990.9	1953.5	1901.5	1883.6	1877.1	1875.4	1865.7	1768.1	1566.4	1283.4
37.5°	2186.1	2189.4	2134.1	2059.3	2005.6	1964.9	1956.8	1935.6	1841.3	1633.1	1327.3
40°	2374.8	2361.8	2314.6	2241.4	2135.7	2060.9	2036.5	2007.2	1924.2	1703.0	1369.6
42.5°	2557.0	2532.6	2470.8	2391.1	2267.5	2186.1	2130.8	2093.4	2000.7	1779.5	1410.2
45°	2794.5	2724.5	2613.9	2542.3	2387.8	2321.1	2270.7	2187.8	2091.8	1855.9	1459.0
47.5°	2981.5	2846.5	2745.7	2714.8	2513.1	2451.3	2405.7	2290.2	2184.5	1942.1	1509.5
50°	2947.4	2864.4	2840.0	2812.4	2607.4	2570.0	2527.7	2407.3	2278.8	2033.2	1558.3
52.5°	2859.5	2869.3	2900.2	2853.0	2690.4	2664.3	2636.7	2532.6	2373.2	2108.0	1602.2
55°	2789.6	2809.1	2892.1	2877.4	2789.6	2760.3	2740.8	2656.2	2464.3	2176.4	1639.6
57.5°	2662.7	2646.4	2750.5	2919.7	2895.3	2872.5	2853.0	2786.3	2557.0	2225.2	1664.0
60°	2462.6	2402.5	2542.3	2867.7	2968.5	2971.8	2960.4	2883.9	2631.8	2225.2	1651.0
62.5°	2181.2	2124.3	2296.7	2693.6	3007.5	3038.5	3031.9	2918.1	2664.3	2176.4	1600.6
65°	1760.0	1773.0	1995.8	2496.8	3053.1	3129.5	3088.9	2862.8	2623.7	2082.0	1486.7
67.5°	1405.4	1444.4	1644.5	2241.4	3031.9	3127.9	3071.0	2706.6	2449.6	1950.3	1312.7
70°	1109.3	1135.4	1301.3	1896.6	2846.5	2947.4	2875.8	2467.5	2155.2	1746.9	1091.4
72.5°	867.0	891.4	1032.9	1517.6	2524.5	2641.6	2552.1	2145.5	1787.6	1481.8	867.0
75°	658.8	676.7	782.4	1169.5	2010.5	2156.8	2091.8	1717.7	1395.6	1172.8	663.6
77.5°	424.5	448.9	567.7	819.8	1420.0	1595.7	1603.8	1283.4	1003.6	847.4	488.0
80°	281.4	291.2	364.4	533.5	873.5	1010.1	1057.3	867.0	640.9	540.0	351.3
82.5°	117.1	130.1	174.0	268.4	437.6	439.2	502.6	366.0	260.3	229.3	148.0
85°	3.3	6.5	4.9	13.0	11.4	17.9	21.1	29.3	21.1	22.8	22.8
87.5°	0.0	0.0	1.6	1.6	3.3	3.3	3.3	3.3	3.3	4.9	3.3
90°	0.0	0.0	0.0	0.0	0.0	0.0	0.0	0.0	0.0	0.0	0.0



REPORT NUMBER: P870483

CATALOG NUMBER: MEM2-HSN-SA-60-830-U-T4W-HSS

CANDELA DISTRIBUTION (continued):

	90°	95°	105°	115°	125°	135°	145°	155°	165°	175°	180°
0°	917.4	917.4	917.4	917.4	917.4	917.4	917.4	917.4	917.4	917.4	917.4
2.5°	920.6	906.0	876.7	854.0	829.6	811.7	795.4	777.5	766.1	767.7	756.4
5°	920.6	893.0	834.4	782.4	735.2	701.1	663.6	634.4	613.2	610.0	619.7
7.5°	925.5	880.0	792.1	714.1	649.0	595.3	556.3	527.0	512.4	502.6	501.0
10°	930.4	870.2	753.1	653.9	572.6	514.0	479.8	447.3	431.0	429.4	424.5
12.5°	933.7	858.8	717.3	593.7	509.1	453.8	419.7	393.6	380.6	380.6	379.0
15°	945.0	855.6	679.9	548.2	460.3	406.6	377.4	356.2	348.1	343.2	341.6
17.5°	954.8	849.1	647.4	502.6	416.4	369.2	341.6	326.9	318.8	315.6	313.9
20°	969.4	845.8	616.5	465.2	383.9	338.3	317.2	304.2	299.3	296.0	296.0
22.5°	984.1	842.6	585.6	432.7	356.2	315.6	296.0	284.7	279.8	278.1	276.5
25°	1002.0	840.9	559.5	405.0	331.8	297.7	279.8	270.0	263.5	260.3	260.3
27.5°	1019.9	842.6	533.5	377.4	310.7	281.4	263.5	252.1	247.2	240.7	242.4
30°	1044.3	844.2	512.4	354.6	292.8	265.1	248.9	234.2	227.7	224.5	224.5
32.5°	1068.7	850.7	491.2	333.4	274.9	252.1	232.6	219.6	211.5	209.8	208.2
35°	1094.7	855.6	471.7	315.6	260.3	237.5	218.0	204.9	198.4	196.8	196.8
37.5°	1124.0	863.7	457.1	299.3	245.6	222.8	204.9	191.9	187.1	185.4	185.4
40°	1154.9	876.7	445.7	284.7	234.2	209.8	193.6	182.2	178.9	177.3	177.3
42.5°	1185.8	888.1	435.9	273.3	222.8	198.4	185.4	174.0	169.2	169.2	169.2
45°	1215.1	896.2	426.2	261.9	211.5	190.3	175.7	165.9	161.0	161.0	161.0
47.5°	1241.1	904.4	411.5	250.5	200.1	178.9	167.5	157.8	152.9	152.9	152.9
50°	1268.7	909.3	395.3	235.9	188.7	170.8	159.4	148.0	144.8	143.1	143.1
52.5°	1291.5	909.3	374.1	221.2	175.7	159.4	149.6	139.9	135.0	131.8	131.8
55°	1307.8	909.3	351.3	203.3	162.7	149.6	139.9	130.1	123.6	118.7	118.7
57.5°	1317.5	904.4	325.3	182.2	149.6	136.6	130.1	118.7	105.7	96.0	92.7
60°	1309.4	889.7	297.7	159.4	135.0	125.2	120.4	105.7	87.8	83.0	83.0
62.5°	1275.2	855.6	270.0	139.9	123.6	113.9	109.0	92.7	79.7	74.8	74.8
65°	1179.3	772.6	235.9	122.0	110.6	104.1	97.6	83.0	71.6	65.1	65.1
67.5°	1039.4	666.9	196.8	107.4	99.2	94.3	89.5	74.8	63.4	56.9	56.9
70°	842.6	538.4	167.5	94.3	87.8	84.6	79.7	68.3	55.3	50.4	50.4
72.5°	662.0	422.9	139.9	84.6	81.3	74.8	71.6	60.2	50.4	45.5	45.5
75°	492.9	315.6	123.6	74.8	74.8	66.7	65.1	53.7	43.9	40.7	40.7
77.5°	362.7	234.2	107.4	65.1	65.1	58.6	55.3	47.2	40.7	37.4	37.4
80°	245.6	159.4	79.7	48.8	48.8	47.2	43.9	40.7	34.2	30.9	29.3
82.5°	104.1	66.7	39.0	24.4	22.8	17.9	14.6	11.4	11.4	9.8	9.8
85°	17.9	8.1	8.1	6.5	4.9	4.9	4.9	3.3	3.3	3.3	3.3
87.5°	3.3	3.3	3.3	3.3	3.3	3.3	1.6	1.6	1.6	1.6	1.6
90°	0.0	0.0	0.0	0.0	0.0	0.0	0.0	0.0	0.0	0.0	0.0

Cooper Lighting Solutions Photometric Lab
1121 Highway 74 South
Peachtree City, GA 30269



LM-79-2019: Approved Method: Electrical and Photometric Measurements of Solid-State Lighting Products

Report Prepared for

Cooper Lighting Solutions

Streetworks

Report Number: SP1-2407-157-7

Test Date: 09/05/2024

Luminaire Tested: MEM2-HTN-SA-30-830-U-5WQ

Data in this report applies to families of products including MEM2-HTN-SA-30-830-U-5WQ

Test Information

Test Method: LM-79-2019
 Report Number: SP1-2407-157-7
 Test Lab: COOPER LIGHTING SOLUTIONS
 Photometer: SP1 - 76IN SPHERE
 Measurement Geometry: 4π
 Issue Date: 09/05/2024
 Manufacturer: COOPER LIGHTING SOLUTIONS
 Product Line: Streetworks
 Catalog Number: **MEM2-HTN-SA-30-830-U-5WQ**
 Description: Epic Modern Light Square 30W 5WQ Optic

Spectral Parameters

CCT (K): 3126
 CIE u': 0.2465
 CIE v': 0.5182
 Duv: -0.0004
 CIE x: 0.4277
 CIE y: 0.3997
 CIE z: 0.1727
 Peak Wavelength (nm): 601
 Dominant Wavelength (nm): 582
 Purity: 48.31913
 Rf: 84.4
 Rg: 94.7

CRI (Ra):	82.6		
R1:	81.4	R9:	5.1
R2:	92.2	R10:	82.2
R3:	94.9	R11:	79.8
R4:	80.1	R12:	70.4
R5:	81.8	R13:	84.2
R6:	90.5	R14:	97.9
R7:	81.8	R15:	73.6
R8:	58.0		



Test Conditions

Stabilization Time: 22M
 Operation Time: 1H 22M
 Sphere Temperature (°C): 24.3

REPORT NUMBER: SP1-2407-157-7

Measurement and Test Equipment			
Instrument	Identification Number	Calibration Date	Calibration Due Date
Photometer	IN0058	6/18/2024	12/18/2024
Power Meter	INXT2011004	2/8/2024	2/8/2025
AC Power Source	IN0063	10/24/2023	10/24/2024
DC Power Source	IN0208	10/24/2023	10/24/2024
Sphere Thermometer	IN0085	10/24/2023	10/24/2024
Room Thermometer	IN0046	10/24/2023	10/24/2024

REPORT NUMBER: SP1-2407-157-7

CIE 1931 Chromaticity Diagram



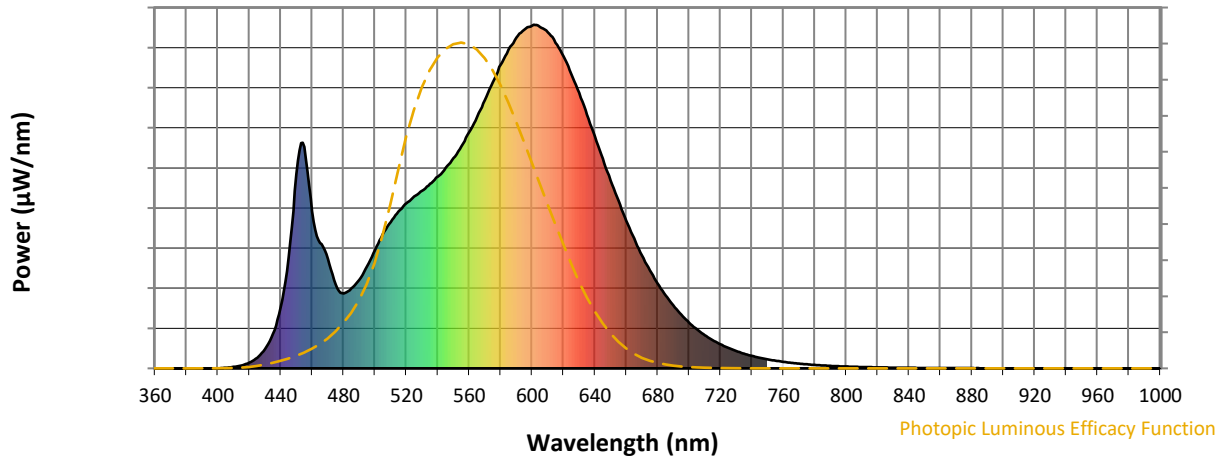
CIE 1931 Chromaticity Diagram with 2017 ANSI 7-Step and 4-Step Quadrangles



Point lies inside the ANSI 3000K 4-step quadrangle

REPORT NUMBER: SP1-2407-157-7

Photopic Flux vs. Wavelength



Photopic Lumens: NR

λ (nm)	Power W [^] /nm	Lumens (ϕ /nm)	λ (nm)	Power W [^] /nm	Lumens (ϕ /nm)	λ (nm)	Power W [^] /nm	Lumens (ϕ /nm)	λ (nm)	Power W [^] /nm	Lumens (ϕ /nm)	λ (nm)	Power W [^] /nm	Lumens (ϕ /nm)
360	0	NR	490	258	NR	620	908	NR	750	26	NR	880	1	NR
365	0	NR	495	297	NR	625	857	NR	755	22	NR	885	0	NR
370	0	NR	500	345	NR	630	801	NR	760	19	NR	890	0	NR
375	0	NR	505	391	NR	635	738	NR	765	16	NR	895	0	NR
380	0	NR	510	426	NR	640	675	NR	770	14	NR	900	0	NR
385	0	NR	515	456	NR	645	610	NR	775	12	NR	905	0	NR
390	0	NR	520	480	NR	650	547	NR	780	10	NR	910	0	NR
395	0	NR	525	500	NR	655	488	NR	785	9	NR	915	0	NR
400	0	NR	530	517	NR	660	429	NR	790	7	NR	920	0	NR
405	2	NR	535	538	NR	665	378	NR	795	6	NR	925	0	NR
410	4	NR	540	558	NR	670	328	NR	800	5	NR	930	0	NR
415	9	NR	545	584	NR	675	285	NR	805	5	NR	935	0	NR
420	16	NR	550	611	NR	680	247	NR	810	4	NR	940	0	NR
425	31	NR	555	646	NR	685	212	NR	815	3	NR	945	0	NR
430	56	NR	560	687	NR	690	183	NR	820	3	NR	950	0	NR
435	101	NR	565	731	NR	695	156	NR	825	3	NR	955	0	NR
440	178	NR	570	780	NR	700	133	NR	830	2	NR	960	0	NR
445	323	NR	575	832	NR	705	114	NR	835	2	NR	965	0	NR
450	566	NR	580	883	NR	710	96	NR	840	2	NR	970	0	NR
455	645	NR	585	927	NR	715	82	NR	845	1	NR	975	0	NR
460	457	NR	590	963	NR	720	70	NR	850	1	NR	980	0	NR
465	365	NR	595	985	NR	725	59	NR	855	1	NR	985	0	NR
470	317	NR	600	998	NR	730	50	NR	860	1	NR	990	0	NR
475	244	NR	605	994	NR	735	43	NR	865	1	NR	995	0	NR
480	218	NR	610	978	NR	740	36	NR	870	1	NR	1000	0	NR
485	233	NR	615	947	NR	745	31	NR	875	1	NR			

REPORT NUMBER: SP1-2407-157-7

Scotopic Flux vs. Wavelength



Scotopic Lumens: NR

S/P: 1.42

λ (nm)	Power W [^] /nm	Lumens (φ/nm)	λ (nm)	Power W [^] /nm	Lumens (φ/nm)	λ (nm)	Power W [^] /nm	Lumens (φ/nm)	λ (nm)	Power W [^] /nm	Lumens (φ/nm)	λ (nm)	Power W [^] /nm	Lumens (φ/nm)
360	0	NR	490	258	NR	620	908	NR	750	26	NR	880	1	NR
365	0	NR	495	297	NR	625	857	NR	755	22	NR	885	0	NR
370	0	NR	500	345	NR	630	801	NR	760	19	NR	890	0	NR
375	0	NR	505	391	NR	635	738	NR	765	16	NR	895	0	NR
380	0	NR	510	426	NR	640	675	NR	770	14	NR	900	0	NR
385	0	NR	515	456	NR	645	610	NR	775	12	NR	905	0	NR
390	0	NR	520	480	NR	650	547	NR	780	10	NR	910	0	NR
395	0	NR	525	500	NR	655	488	NR	785	9	NR	915	0	NR
400	0	NR	530	517	NR	660	429	NR	790	7	NR	920	0	NR
405	2	NR	535	538	NR	665	378	NR	795	6	NR	925	0	NR
410	4	NR	540	558	NR	670	328	NR	800	5	NR	930	0	NR
415	9	NR	545	584	NR	675	285	NR	805	5	NR	935	0	NR
420	16	NR	550	611	NR	680	247	NR	810	4	NR	940	0	NR
425	31	NR	555	646	NR	685	212	NR	815	3	NR	945	0	NR
430	56	NR	560	687	NR	690	183	NR	820	3	NR	950	0	NR
435	101	NR	565	731	NR	695	156	NR	825	3	NR	955	0	NR
440	178	NR	570	780	NR	700	133	NR	830	2	NR	960	0	NR
445	323	NR	575	832	NR	705	114	NR	835	2	NR	965	0	NR
450	566	NR	580	883	NR	710	96	NR	840	2	NR	970	0	NR
455	645	NR	585	927	NR	715	82	NR	845	1	NR	975	0	NR
460	457	NR	590	963	NR	720	70	NR	850	1	NR	980	0	NR
465	365	NR	595	985	NR	725	59	NR	855	1	NR	985	0	NR
470	317	NR	600	998	NR	730	50	NR	860	1	NR	990	0	NR
475	244	NR	605	994	NR	735	43	NR	865	1	NR	995	0	NR
480	218	NR	610	978	NR	740	36	NR	870	1	NR	1000	0	NR
485	233	NR	615	947	NR	745	31	NR	875	1	NR			

REPORT NUMBER: SP1-2407-157-7

Melanopic Flux vs. Wavelength



Melanopic Lumens: NR

M/P: 2.79

λ (nm)	Power W [^] /nm	Lumens (φ/nm)	λ (nm)	Power W [^] /nm	Lumens (φ/nm)	λ (nm)	Power W [^] /nm	Lumens (φ/nm)	λ (nm)	Power W [^] /nm	Lumens (φ/nm)	λ (nm)	Power W [^] /nm	Lumens (φ/nm)
360	0	NR	490	258	NR	620	908	NR	750	26	NR	880	1	NR
365	0	NR	495	297	NR	625	857	NR	755	22	NR	885	0	NR
370	0	NR	500	345	NR	630	801	NR	760	19	NR	890	0	NR
375	0	NR	505	391	NR	635	738	NR	765	16	NR	895	0	NR
380	0	NR	510	426	NR	640	675	NR	770	14	NR	900	0	NR
385	0	NR	515	456	NR	645	610	NR	775	12	NR	905	0	NR
390	0	NR	520	480	NR	650	547	NR	780	10	NR	910	0	NR
395	0	NR	525	500	NR	655	488	NR	785	9	NR	915	0	NR
400	0	NR	530	517	NR	660	429	NR	790	7	NR	920	0	NR
405	2	NR	535	538	NR	665	378	NR	795	6	NR	925	0	NR
410	4	NR	540	558	NR	670	328	NR	800	5	NR	930	0	NR
415	9	NR	545	584	NR	675	285	NR	805	5	NR	935	0	NR
420	16	NR	550	611	NR	680	247	NR	810	4	NR	940	0	NR
425	31	NR	555	646	NR	685	212	NR	815	3	NR	945	0	NR
430	56	NR	560	687	NR	690	183	NR	820	3	NR	950	0	NR
435	101	NR	565	731	NR	695	156	NR	825	3	NR	955	0	NR
440	178	NR	570	780	NR	700	133	NR	830	2	NR	960	0	NR
445	323	NR	575	832	NR	705	114	NR	835	2	NR	965	0	NR
450	566	NR	580	883	NR	710	96	NR	840	2	NR	970	0	NR
455	645	NR	585	927	NR	715	82	NR	845	1	NR	975	0	NR
460	457	NR	590	963	NR	720	70	NR	850	1	NR	980	0	NR
465	365	NR	595	985	NR	725	59	NR	855	1	NR	985	0	NR
470	317	NR	600	998	NR	730	50	NR	860	1	NR	990	0	NR
475	244	NR	605	994	NR	735	43	NR	865	1	NR	995	0	NR
480	218	NR	610	978	NR	740	36	NR	870	1	NR	1000	0	NR
485	233	NR	615	947	NR	745	31	NR	875	1	NR			

Summary

$R_f = 84.4$
 $R_g = 94.7$
 $CIE R_a = 82.6$
 $R_9 = 5.1$



Color Vector Graphics



Individual Sample Fidelity Index ($R_{f,i}$)

CES01 = 86	CES26 = 86	CES51 = 93	CES76 = 82
CES02 = 63	CES27 = 92	CES52 = 93	CES77 = 84
CES03 = 31	CES28 = 94	CES53 = 89	CES78 = 81
CES04 = 70	CES29 = 92	CES54 = 89	CES79 = 90
CES05 = 49	CES30 = 91	CES55 = 86	CES80 = 89
CES06 = 51	CES31 = 93	CES56 = 85	CES81 = 72
CES07 = 42	CES32 = 85	CES57 = 83	CES82 = 95
CES08 = 41	CES33 = 97	CES58 = 84	CES83 = 94
CES09 = 29	CES34 = 92	CES59 = 91	CES84 = 91
CES10 = 76	CES35 = 96	CES60 = 90	CES85 = 74
CES11 = 59	CES36 = 81	CES61 = 87	CES86 = 68
CES12 = 65	CES37 = 96	CES62 = 83	CES87 = 84
CES13 = 43	CES38 = 86	CES63 = 87	CES88 = 88
CES14 = 74	CES39 = 98	CES64 = 79	CES89 = 75
CES15 = 71	CES40 = 96	CES65 = 78	CES90 = 89
CES16 = 47	CES41 = 96	CES66 = 77	CES91 = 73
CES17 = 50	CES42 = 97	CES67 = 76	CES92 = 63
CES18 = 56	CES43 = 91	CES68 = 80	CES93 = 77
CES19 = 72	CES44 = 99	CES69 = 85	CES94 = 61
CES20 = 66	CES45 = 93	CES70 = 78	CES95 = 73
CES21 = 87	CES46 = 90	CES71 = 74	CES96 = 84
CES22 = 79	CES47 = 94	CES72 = 91	CES97 = 88
CES23 = 92	CES48 = 83	CES73 = 74	CES98 = 85
CES24 = 91	CES49 = 91	CES74 = 90	CES99 = 76
CES25 = 72	CES50 = 93	CES75 = 78	



Color Rendition by Hue-Angle Bin



Measure Comparisons



(END OF REPORT)